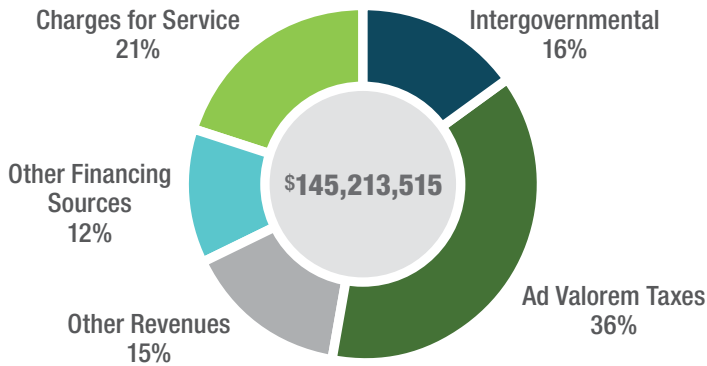


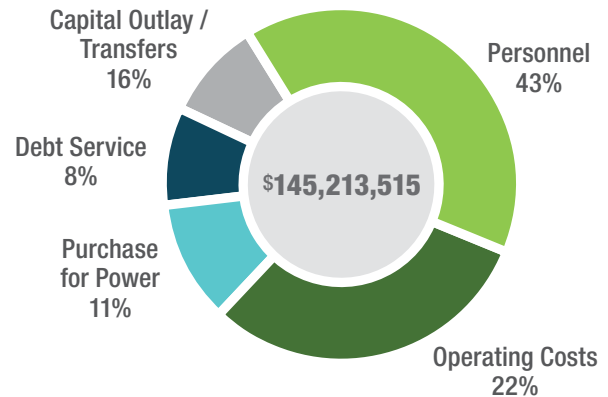
Budget Highlights



Revenues



Expenditures



Tax Rates & User Fees See complete list of fee changes in the budget document



Property Tax
No change in tax rate
*Per \$100 of assessed property valuation



Residential Solid Waste Fee
\$1 increase in fee



Vehicle Fee
No change in fee
\$20 for General Fund and \$10 for Debt Service Fund




Residential Energy Charge Wake Forest Power
No change in rate
Increase in revenue is due to customer base growth




Downtown Municipal Service District Tax
1¢ decrease in tax rate
*Per \$100 of assessed property valuation



Stormwater Utility Fee
No change in rate



All Funds Summary



General	\$97,545,500
Electric	\$29,710,500
Debt Service	\$11,451,500
Stormwater Utility	\$4,020,500
WF Renaissance Centre	\$1,539,500
WF Business & Industry Partnership	\$733,250
Downtown Municipal Service District	\$212,765

Budget Highlights



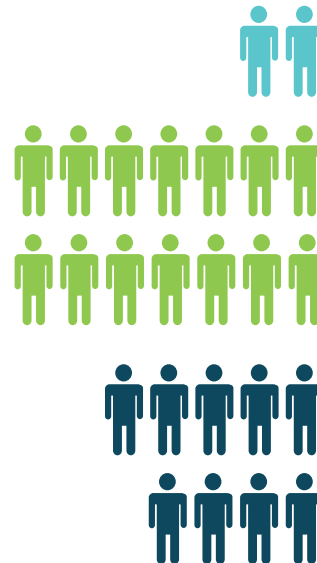
Major Initiatives



- Fire Station 6 Recruit Academy
- 5-year Strategic Plan Refresh
- S-Line Design
- Ailey Young House Design
- Toms Creek Watershed Improvements
- Downtown Transportation Study

Workforce

POSITIONS RECOMMENDED



Wake Forest Power

- 1 Customer Service Rep
- 1 Utility Billing Specialist

Fire

- 14 Fire Recruits

General Government

- 1 Human Resources Consultant
- 1 Communications Specialist
- 1 Applications Technician
- 2 Custodians
- 1 Facilities Maintenance Specialist
- 1 Apprentice Mechanic
- 1 Assistant Director (PRCR)
- 1 Economic Development Specialist

PERSONNEL COSTS



Compensation & Benefits

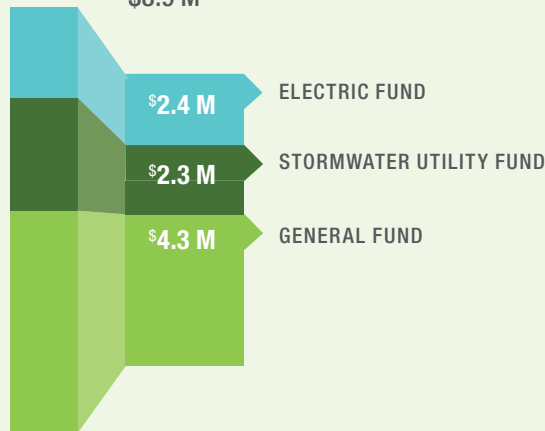
Insurance Premiums

6% increase absorbed by Town

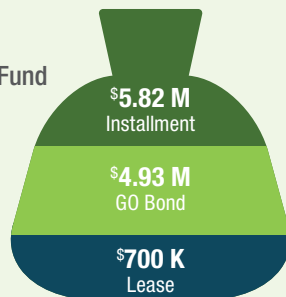
Local Governmental Employees' Retirement System (LGERS)

Mandated increase

Capital Funding Plan \$8.9 M



Debt Service Fund \$11.45 M



How Your Tax Dollar is Budgeted (General Fund by function)

